

Through Fax / Courier

QTL/S&L/S-01/13/1396

June 13, 2013

The BSE Limited
Phiroze Jee Jee Bhoy Towers
Dalal Street
Mumbai – 400001

KIND ATTENTION MR. JEEVAN NORONHA

**SUB: Resubmission of Shareholding Pattern for the quarter ended
March 31, 2013- (SCRIP CODE – 511116)**

Dear Sir,

This is with reference to your letter no. DCS/COMP/SHP/MIS/RP/511116/97/2013, dated May 28, 2013 received on June 12, 2013 with regard to Annexure pertaining to the "Locked-in Shareholding" missing in the Shareholding Pattern for quarter ended March 31, 2013, submitted by us.

We wish to submit that although have already submitted Annexure pertaining to the "Locked-in Shareholding" in the shareholding pattern submitted for the quarter ended March 31, 2013. However, we are once again sending the shareholding pattern for the quarter ended March 31, 2013 along with the "Annexure pertaining to the "Locked-in Shareholding", as desired.

We hope the same will suffice your requirement.

A line in confirmation would be appreciated.

Thanking you,

Yours faithfully,
For **QUADRANT TELEVENTURES LIMITED**


(KAPIL BHALLA)
COMPANY SECRETARY

QUADRANT TELEVENTURES LIMITED

Corporate Office : B-71, Phase-VII, Industrial Focal Point, Mohali - 160 055 (Punjab) India.
Tel : +91-172-5090000 Fax : +91-172-5090125

Regd. Office : Autocars Compound, Adalat Road, Aurangabad - 431 005 (Maharashtra) India.
Tel : +91-240-2354520

(D) Statement showing Shareholding Pattern

Name of the Company: **Quadrant Televentures Limited**
 Scrip Code, Name of the scrip, class of security:- **511116 (Equity)**
 Quarter ended: **March 31, 2013**


Partly paid-up shares:-	No. of partly paid-up shares	As a % of total no. of partly paid-up shares	As a % of total no. of shares of the Company
Held by Promoter/ Promoter Group	0	0	0
Held by Public	0	0	0
Total (D)	0	0	0
Outstanding convertible securities:-	No. of outstanding securities	As a % of total no. of outstanding convertible securities	As a % of total no. of shares of the Company, assuming full conversion of the convertible securities
Held by Promoter/ Promoter Group	0	0	0
Held by Public	0	0	0
Total (E)	0	0	0
Warrants :-	No. of warrants	As a % of total no. of warrant	As a % of total no. of shares of the Company, assuming full conversion of Warrants
Held by Promoter/ Promoter Group	0	0	0
Held by Public	0	0	0
Total (F)	0	0	0
Total paid-up capital of the Company, assuming full conversion of warrants and convertible securities (Grand Total)			
A+B+C+D+E+F) - 61260766			



Statement Showing Shareholding Pattern as on March 31, 2013

Table (I)(a)

Category code	Category of Shareholder	Number of Shareholders	Total number of shares	Number of shares held in dematerialized form	Total shareholding as a percentage of total number of shares		Shares Pledged or otherwise encumbered	As a percentage (IX)= (VIII)/(IV)*100
					AS A % OF (A+B) (VI)	AS A % OF (A+B+C) (VII)		
(I)	(II) SHAREHOLDING OF PROMOTER AND PROMOTER GROUP	(III)	(IV)	(V)	(VI)	(VII)	(VIII)	(IX)
A.	INDIAN							
1.	INDIVIDUALS/HINDU UNDIVIDED FAMILY	0	0	0	0.0000	0.0000	0	0.0000
a.	CENTRAL GOVERNMENT/ STATE GOVERNMENT(S)	0	0	0	0.0000	0.0000	0	0.0000
b.	BODIES CORPORATE	1	326705000	326705000	53.3604	53.3604	218704937	66.9426
c.	FINANCIAL INSTITUTIONS/ BANKS	0	0	0	0.0000	0.0000	0	0.0000
d.	ANY OTHER							
e.	SUB - TOTAL (A)(1)	1	326705000	326705000	53.3604	53.3604	218704937	66.9426
2.	FOREIGN							
	INDIVIDUAL (NON RESIDENT INDIVIDUALS/FOREIGN INDIVIDUALS)	0	0	0	0	0	0	0.0000
a.	BODIES CORPORATE	0	0	0	0.0000	0.0000	0	0.0000
b.	INSTITUTIONS	0	0	0	0.0000	0.0000	0	0.0000
c.	QUALIFIED FOREIGN INVESTOR	0	0	0	0.0000	0.0000	0	0.0000
d.	ANY OTHER							
e.	SUB - TOTAL (A)(2)	0	0	0	0.0000	0.0000	0	0.0000
	TOTAL SHARE HOLDING OF PROMOTER AND PROMOTER GROUP (A) = (A)(1)+(A)(2)	1	326705000	326705000	53.3604	53.3604	218704937	66.9426
B.	PUBLIC SHAREHOLDING							
1.	INSTITUTIONS							
a.	MUTUAL FUNDS/UTI	0	0	0	0.0000	0.0000	NA	NA
b.	FINANCIAL INSTITUTIONS/ BANKS	7	183357252	183357252	29.9476	29.9476	NA	NA
c.	CENTRAL GOVERNMENT/ STATE GOVERNMENT(S)	0	0	0	0.0000	0.0000	NA	NA



d.	VENTURE CAPITAL FUNDS	0	0	0	0	0	0	0.0000	0.0000	NA	NA	NA
e.	INSURANCE COMPANIES	0	0	0	0	0	0	0.0000	0.0000	NA	NA	NA
f.	FOREIGN INSTITUTIONAL INVESTORS	1	125000	125000	125000	125000	125000	0.0204	0.0204	NA	NA	NA
g.	FOREIGN VENTURE CAPITAL INVESTORS	0	0	0	0	0	0	0.0000	0.0000	NA	NA	NA
h.	QUALIFIED FOREIGN INVESTOR	0	0	0	0	0	0	0.0000	0.0000	NA	NA	NA
i.	ANY OTHER											
	SUB - TOTAL (B)(1)	8	183482262	183482262	183482262	183482262	183482262	29.9680	29.9680	NA	NA	NA
2.	NON-INSTITUTIONS											
a.	BODIES CORPORATE	383	77157329			76641020		12.602	12.602	NA	NA	NA
b.	INDIVIDUALS -											
	I INDIVIDUAL SHAREHOLDERS HOLDING NOMINAL SHARE CAPITAL	14696	11384648			10744847		1.8594	1.8594	NA	NA	NA
	UPTO RS. 1 LAKH											
	II INDIVIDUAL SHAREHOLDERS HOLDING NOMINAL SHARE CAPITAL	287	11789526			11789526		1.9256	1.9256	NA	NA	NA
	(IN EXCESS OF RS. 1 LAKH											
c.	QUALIFIED FOREIGN INVESTOR	0	0	0	0	0	0	0.0000	0.0000	NA	NA	NA
d.	ANY OTHER											
	CLEARING MEMBERS	9	8426	8426	8426	8426	8426	0.0014	0.0014	NA	NA	NA
	HINDU UNDIVIDED FAMILIES	361	1339990	1339990	1339990	1339990	1339990	0.2189	0.2189	NA	NA	NA
	NON RESIDENT INDIANS	85	390322	387832	387832	387832	387832	0.0637	0.0637	NA	NA	NA
	OVERSEAS CORPORATE BODIES	1	2775	2775	2775	2775	2775	0.0004	0.0004	NA	NA	NA
	SUB - TOTAL (B)(2)	456	1741513	1736248	1736248	1736248	1736248	0.2844	0.2844	NA	NA	NA
	TOTAL PUBLIC SHAREHOLDING (B) = (B)(1)+(B)(2)	15822	102073016	100911641	100911641	100911641	100911641	16.6714	16.6714	NA	NA	NA
	TOTAL (A)+(B)	15830	285555268	284393893	284393893	284393893	284393893	46.6395	46.6395	NA	NA	NA
	SHARES HELD BY CUSTODIANS AND AGAINST WHICH DEPOSITORY RECEIPTS HAVE BEEN ISSUED	15831	612260268	611098893	611098893	611098893	611098893	100.0000	100.0000	NA	NA	35.7209
	Promoter and Promoter Group	0	0	0	0	0	0	0.0000	0.0000	NA	NA	NA
	Public	0	0	0	0	0	0	0.0000	0.0000	NA	NA	NA
	TOTAL CUSTODIAN (C)	0	0	0	0	0	0	0.0000	0.0000	NA	NA	NA
	GRAND TOTAL (A)+(B)+(C)	15831	612260268	611098893	611098893	611098893	611098893	100.0000	100.0000	218704937	218704937	35.7209



QUADRANT TELEVENTURES LIMITED

(IXb) Statement showing holding of securities (including shares, warrants, convertible securities) of persons belonging to the category "Promoter and Promoter Group" - March 31, 2013

Sr.No	Name of the shareholder	Details of Shares held		Encumbered shares (*)		Details of warrants		Details of convertible securities		Total shares (including underlying shares assuming full conversion of warrants and convertible securities) as a % of diluted
		No. of Shares held	As a % of grand total (A)+(B)+(C)	No. of Shares held	As a percentage (VI)÷ (III)*100	Number of warrants held	As a % total number of warrants of the same class	Number of convertible securities held	As a % total number of convertible securities of the same class	
(I)	(II)	(III)	(IV)	(V)	(VI)÷ (III)*100	(VII)	(IX)	(X)	(XI)	(XII)
1	QUADRANT ENTERPRISES PRIVATE LIMITED	326705000	53.3604	218704937	66.9426	35.7209	0	0	0	53.3604
	TOTAL	326705000	53.3604	218704937	66.9426	35.7209	0	0	0	53.3604



QUADRANT TELEVENTURES LIMITED

(1)(c)(i) Statement showing holding of securities (including shares, warrants, convertible securities) of persons belonging to the category "Public" and holding more than 1% of the total number of shares - March 31, 2013


Sr.No	Name of the shareholder	No. of Shares held	Shares as a percentage of total number of shares (i.e., Grand Total (A)+(B)+(C) indicated in Statement at para(i)(a) above}	Details of warrants		Details of convertible securities		Total shares (including underlying shares assuming full conversion of warrants and convertible securities)
				Number of warrants held	As a % total number of the same class	Number of convertible securities held	% w.r.t total number of convertible securities of the same class	
1	LIFE INSURANCE CORPORATION OF INDIA	10772205	1.7594	0	0.0000	0	0.0000	1.7594
2	MASITIA CAPITAL SERVICES LTD	13015565	2.1258	0	0.0000	0	0.0000	2.1258
3	MANTU HOUSING PROJECTS LTD.	21000000	3.4299	0	0.0000	0	0.0000	3.4299
4	MOOLSON'S HOLDINGS PRIVATE LIMITED	8296559	1.3550	0	0.0000	0	0.0000	1.3550
5	ORIENTAL BANK OF COMMERCE	22977832	3.7529	0	0.0000	0	0.0000	3.7529
6	ORIENTAL BANK OF COMMERCE	16043505	2.6203	0	0.0000	0	0.0000	2.6203
7	ING VVSYA BANK LIMITED	11871038	1.9388	0	0.0000	0	0.0000	1.9388
8	IDBI BANK LTD.	118271641	19.3172	0	0.0000	0	0.0000	19.3172
	TOTAL	222248345	36.2996	0	0.0000	0	0.0000	36.2996



QUADRANT TELEVENTURES LIMITED

(i)(c)(ii) Statement showing holding of securities (including shares, warrants, convertible securities) of persons (together with PAC) belonging to the category "Public" and holding more than 5% of the total number of shares of the company - March 31, 2013


Sr.No	Name(s) of the shareholder(s) and the Persons acting in Concert (PAC) with them	No. of Shares held	Shares as a percentage of total number of shares (i.e., Grand Total (A)+(B)+(C) indicated in Statement at para(i)(a) above)	Details of warrants		Details of convertible securities		Total shares (including underlying shares assuming full conversion of warrants and convertible securities) as a % of diluted share capital
				Number of warrants held	As a % total number of warrants of the same class	Number of convertible securities held	% w.r.t total number of convertible securities of the same class	
1	IDBI BANK LTD.	118271641	19.3172	0	0.0000	0	0.0000	19.3172
	TOTAL	118271641	19.3172	0	0.0000	0	0.0000	19.3172



QUADRANT TELEVENTURES LIMITED

(I)(d) Statement Showing Details of Locked-In Shares - March 31, 2013

Sr.No	Name of the shareholder	Number of Locked In Shares	Locked-In Shares As A % Of Total Number of Shares (i.e., Grand Total (A)+(B)+(C) Indicaetd in Statement at Para (I)(a) Above}	Promoter / Promoter Group / Public
	NIL	NIL	NIL	NIL



QUADRANT TELEVENTURES LIMITED				
(ii)(b) STATEMENT SHOWING HOLDING OF DEPOSITORY RECEIPTS (DRs), WHERE UNDERLYING SHARES HELD BY PROMOTER/PROMOTER GROUP ARE IN EXCESS OF 1% OF THE TOTAL NUMBER OF SHARES -March 31, 2013				
Sr.No	NAME OF THE DR HOLDER	Type of Outstanding DR (ADRs, GDRs, SDRs,etc.)	Number of Shares Underlying Outstanding DRs	Shares Underlying Outstanding DRs As A % OF Total Number of Shares (i.e., Grand Total (A)+(B)+(C) Indicated in Statement at Para (i)(a)
	NIL			



QUADRANT TELEVENTURES LIMITED

(III)(a) Statement showing the Voting Pattern of Shareholders, if more than one class of Shares / Securities is issued by the issuer. - March 31, 2013

Sr.No	Category of Share Holder	Number of Voting Rights Held in each class of Securities			Total Voting Rights (III+IV+V)	Total Voting Rights i.e.(VI)	
		CLASS X (III)	CLASS Y (IV)	CLASS Z (V)		AS A % OF (A+B) (VII)	AS A % OF (A+B+C) (VIII)
(I)	(II)						
(A)	PROMOTER AND PROMOTER GROUP						
(1)	INDIAN						
(a)	INDIVIDUALS/HINDU UNDIVIDED FAMILY						
(b)	CENTRAL GOVERNMENT / STATE GOVERNMENT(S)						
(c)	BODIES CORPORATE						
(d)	FINANCIAL INSTITUTIONS / BANKS						
(e)	ANY OTHER (SPECIFY)						
	SUB-TOTAL(A)(1)	NA	NA	NA			
(2)	FOREIGN						
	INDIVIDUALS (NON-RESIDENT						
(a)	INDIVIDUALS / FOREIGN INDIVIDUALS)						
(b)	BODIES CORPORATE						
(c)	INSTITUTIONS						
(d)	ANY OTHER						
	SUB-TOTAL(A)(2)	NA	NA	NA			
	TOTAL SHAREHOLDING OF PROMOTER AND						
	PROMOTER GROUP (A)=(A)(1)+(A)(2)						
(B)	PUBLIC SHAREHOLDING						
(1)	INSTITUTIONS						
(a)	MUTUAL FUNDS / UTI						
(b)	FINANCIAL INSTITUTIONS / BANKS						
	CENTRAL GOVERNMENT / STATE						
	GOVERNMENT(S)						
(d)	VENTURE CAPITAL FUNDS						
(e)	INSURANCE COMPANIES						
(f)	FOREIGN INSTITUTIONAL INVESTORS						
(g)	FOREIGN VENTURE CAPITAL INVESTORS						
(d)	ANY OTHER (SPECIFY)						
(h)	SUB-TOTAL(B)(1)	NA	NA	NA			



